

Why review metrics?

- 1. Improve support systems for children.** *Returning to in-person instruction is one of Oregon's highest priorities.*
- 2. New data is available.** *ODE & OHA initially created metrics for returning to in-person instruction in early August.*
- 3. COVID-19 spread can be mitigated in schools.** *Oregon's Ready Schools, Safe Learners guidance can help reduce, but not eliminate this risk.*

Why your input matters?

- 1. Decisions will be based on the best available data.** *The COVID-19 pandemic is dynamic, each week we learn more and must evolve our response to both mitigate the impacts of COVID-19 and provide needed services to our children.*
- 2. Educators are implementers.** *Our educators understand the benefits and challenges of managing a safe return to in-person instruction.*
- 3. Parents, students, and community are experiencing the impact.** *No one understands the limits and trade-offs of distance learning better than those living it.*

Variables under review

1. **Clear metrics for returning to in-person instruction**
 - a) Metrics time period
 - b) *Statewide test positivity*
 - c) *K-3 exception*
2. **Local context and state oversight**
3. ***Limited In-Person Instruction* exception cohort size**
4. **Helping counties meet metrics for in-person instruction**

Metric time period



Leaning: Move to a 14-day look back that matches the time period used by the CDC and many states.

Remove statewide test positivity metrics



Leaning: Permanently suspend statewide test positivity metric, focusing on local conditions for decision making.

Expand K–3 prioritization for in-person learning to elementary schools (up to grade 6)



STATEWIDE EXCEPTION FOR 10.0–30.0 CASES PER 100,000 POPULATION

IN-PERSON EDUCATION FOR STUDENTS IN KINDERGARTEN - THIRD GRADE

It is expected that schools will offer in-class options for students in grade K-3 to the extent possible. Younger students get the virus at lower rates, get less sick when they get COVID-19 and may spread the virus less than older children or adults. Younger students also need access to in-person instruction to build literacy and numeracy skills critical to their continued learning. **An exception to meeting state and county metrics to return to in-person instruction for K-3 grade should be prioritized under the following conditions:**



There have been **no confirmed cases** of COVID-19 among school staff or students in the **past 14 days**.



Schools fully comply with **sections 1-3** of the Ready Schools, Safe Learners guidance.



The case rate in the county is **≤30.0 cases per 100,000** population in the preceding 7 days for the **past 3 weeks**.



The **test positivity** in the county is **≤5.0%** in the preceding 7 days for the **past 3 weeks**.

Leaning: Expand from K-3 exception to elementary schools (up to grade 6), through the general metrics.

Raise case rate thresholds and replace small county exceptions with new case count thresholds.

Leaning: Create more clear metrics that offer more in-person instruction, while ensuring public health and safety protocols are in place.

(Referring to table on following slides)

Metrics & Models		On-Site	On-Site and Distance Learning	Transition	Distance Learning
County Case Rate per 100,000 People Over 2 Weeks	<50.0	50.0 to <100.0	100.0 to ≤200.0	>200.0	
County Case Count Over 2 Weeks (for small counties ¹)	<30	30 to <45	45 to ≤60	>60	
County Test Positivity ²	<5.0%	5.0% to <8.0%	8.0% to ≤10.0%	>10.0%	
Instructional Model	On-Site or Hybrid (as needed to maintain small cohorts) for all schools	Consider careful phasing in of On-Site or Hybrid for elementary schools (starting with K-3 and adding additional grades up to grade 6). Middle school and high school primarily Comprehensive Distance Learning with allowable Limited In-Person Instruction. Over time, if schools can demonstrate the ability to limit transmission in the school environment, add On-Site or Hybrid.	Comprehensive Distance Learning with allowable Limited In-Person Instruction Further explanation on next slide	Require: Comprehensive Distance Learning with allowable Limited In-Person Instruction	

Metrics Table

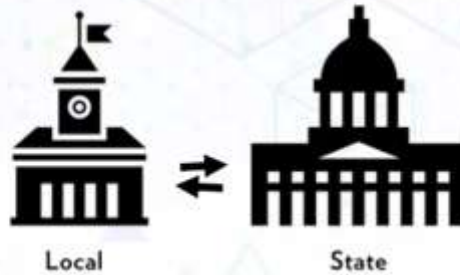
On-Site	On-Site and Distance Learning	Transition	For counties with upward case/positivity trend (entering from a lower risk category), school officials should discuss with their local public health authority (LPHA) and consider the spread of COVID-19 within schools and the broader community in deciding whether to return to Comprehensive Distance Learning (CDL). ⁶
<50.0	50.0 to <100.0	100.0 to ≤200.0	
<30	30 to <45	45 to ≤ 60.0	
<5.0%	5.0% to <8.0%	8.0% to ≤10.0%	



Schools in counties with downward case/positivity trend must remain in CDL until they drop into the "On-Site or Distance Learning" category or lower.	Transition	Distance Learning
	100.0 to ≤200.0	>200.0
	45 to ≤ 60.0	>60.0
	8.1% to ≤10.0%	>10.1%





Revisiting roles to add local context and state oversight



Leaning: Provide metrics that are based on local data and decision-making, but continue to provide state oversight.

Expand the maximum cohort size for *Limited In-Person Instruction* from 10 to 20?



Leaning: Expand the maximum cohort size for the *Limited In-Person Instruction* exception to 20, to better match childcare guidelines.

Helping counties meet the metrics to return students to school



Leaning: Counties that are not on-track to offer in-person instruction by the first of the year will be issued a January *modified* Stay Home Order with the aim of reducing spread so that students can return to school by February 1, 2021.

Impacts of these updates

If New Metrics Were Implemented this Week:

- Total Number of Public School Students Newly Eligible for In-Person Instruction Under Updated Metrics: **137,033**
- Total Number of Public School Students Eligible for In-Person Instruction: **166,756 (with an additional 121,595 over time)**
- Total Number of Public School Students Initially Ineligible for In-Person Instruction: **416,899**

Purple designates that the county is eligible under previous metrics or that the county opened when it was previously eligible

This chart does not include Limited In-Person Instruction (LIPI)

Not Yet Eligible	Elementary Eligible	K-12 Eligible
Curry	Benton	Baker
Gilliam	Clackamas	Clatsop
Jackson	Columbia	Grant
Lane	Coos	Harney
Linn	Crook	Hood River
Malheur	Deschutes	Lake
Marion	Douglas	Lincoln
Morrow	Jefferson	Sherman
Multnomah	Josephine	Tillamook
Umatilla	Klamath	Union
Yamhill	Polk	
	Wallowa	
	Wasco	
	Washington	
	Wheeler	

Aligning to guidance & careful planning matter





OPERATIONAL BLUEPRINT FOR REENTRY



1. PUBLIC HEALTH PROTOCOLS



2. FACILITIES AND SCHOOL OPERATIONS



3. RESPONSE TO OUTBREAK

5. INSTRUCTION



6. FAMILY, COMMUNITY, ENGAGEMENT



4. EQUITY



7. MENTAL, SOCIAL, AND EMOTIONAL HEALTH



8. STAFFING AND PERSONNEL